

Guide - Electronic General Meeting

Version November 2021

Table of Content

[How to participate](#)

[Technical requirements](#)

[How to vote](#)

[How to ask questions](#)

[How to raise a question](#)

[Chat Function](#)

[How to get technical assistance](#)

[By Email](#)

[By Phone](#)

How to participate

To attend the Electronic General Meeting, use the following link: *The specific link will be mailed just before the General Meeting starts to the registered Email.*

The meeting opens on the date and time specified in the notice.

Kommenterede [1]: To attend the Electronic General Meeting, use the link sent to the registered email just before the General Meeting starts.

Technical requirements

For Video Meetings, use:

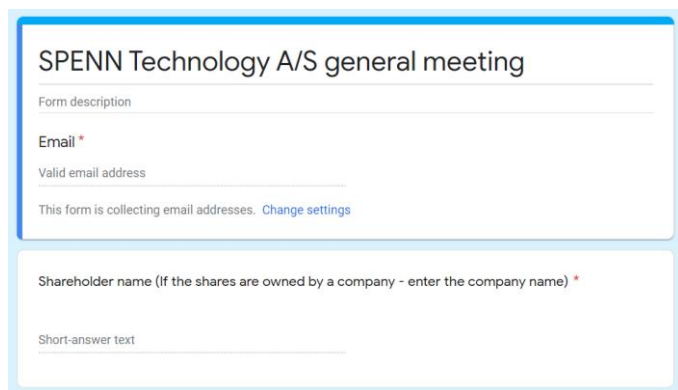
- The Meet mobile app or the Gmail mobile app or a supported web browser.
- A compatible device that meets the minimum system requirements.
- A supported operating system.
- A broadband connection to the network.
- A built-in webcam or an external USB camera.

[Read more info on technical requirements here.](#)

How to vote

Before the Video Meeting starts, please fill out this form:

https://docs.google.com/forms/d/e/1FAIpQLScMP5Sam4GXMvGpXclp6bBNnJ97gQQNJc2AUooB_fbiP4DXg/viewform



The screenshot shows a Google Form with the following fields:

- Title: SPENN Technology A/S general meeting
- Form description: (empty)
- Email * (Required): Valid email address
- Shareholder name (If the shares are owned by a company - enter the company name) * (Required): Short-answer text

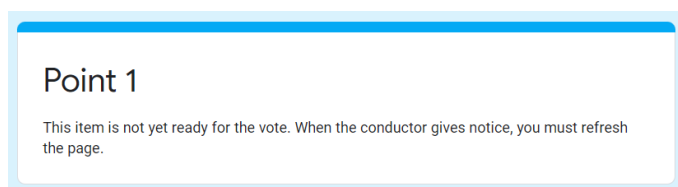
After each item on the agenda you have voted on, you will receive a link to the next item to be voted on:



The screenshot shows a Google Form with the following content:

- Title: SPENN Technology A/S general meeting
- Message: Thanks for your answers - first point for voting is "1. Election of conductor" - click here to go to the poll: <https://docs.google.com/forms/d/e/1FAIpQLSeagD1-VKyod6v-74r1d3vDYd9e60E613mV-mSSxWg098TCyw>

Subsequently, you will meet a page with the next item at the general meeting to be voted on. This point is only opened when the conductor gives notice.




The screenshot shows a page with the following content:

- Title: Point 1
- Text: This item is not yet ready for the vote. When the conductor gives notice, you must refresh the page.

When the chairman/conductor of the meeting opens the poll, refresh the page and the next question will be available:

Point 1

jesper@npinvestor.com [Switch accounts](#) 

*Required

Email *

Your email address

Valg af dirigent *

FOR

AGAINST

BLANK

[Clear form](#)

To ensure the correct counting of the votes, you will be asked to enter your e-mail address at each voting point.

It is required that you enter the e-mail address you provided when registering for the general meeting.

Note:

You can only access the form if you in advance of the General Meeting have registered your VP deposit number or registered personal bank account number and by name registered in the company's shareholder register.

If you are going to close your poll, contact *Technical Support* - we will send you a url which will send you to the item on the agenda we have reached.

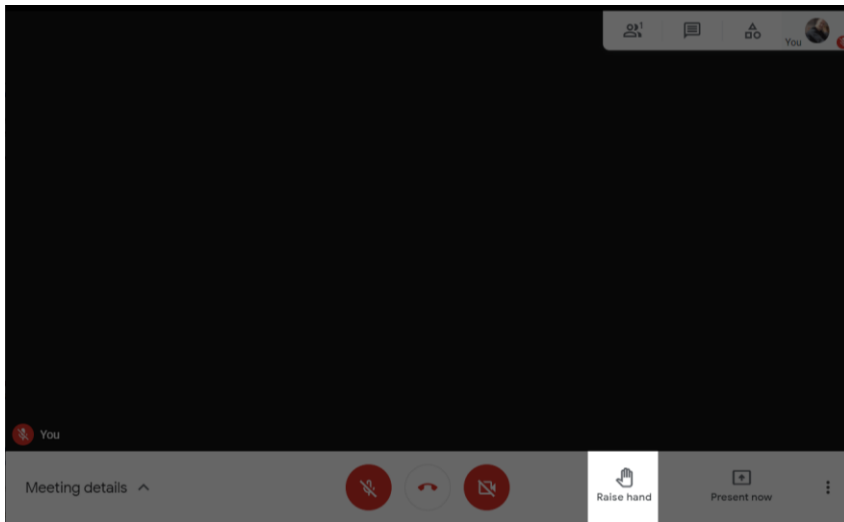
How to ask questions

It is important that you have muted your microphone during the general meeting.

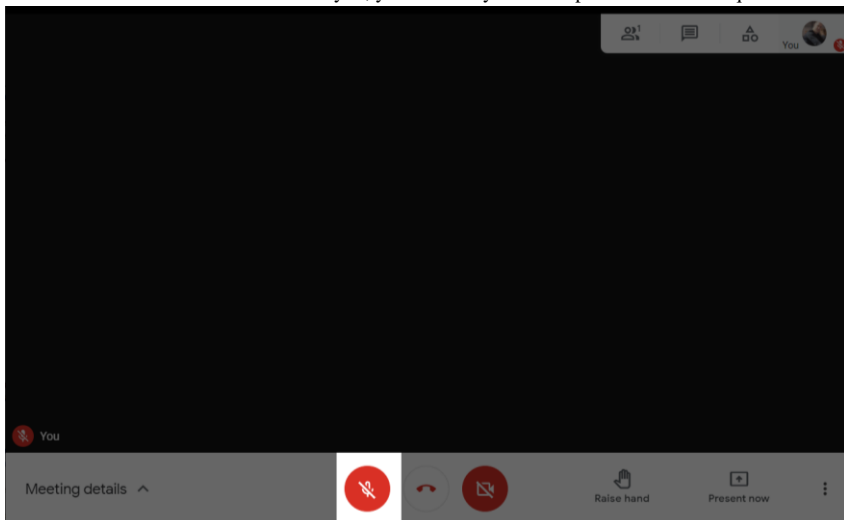
If you have a question or a comment, then you can either mark with a show of hands or write on the chat function.

How to “Raise Hand”

Click on the handshake icon “Raise hand”.



When the chairman leaves the word to you, you activate your microphone and ask the question and/or comment you have.

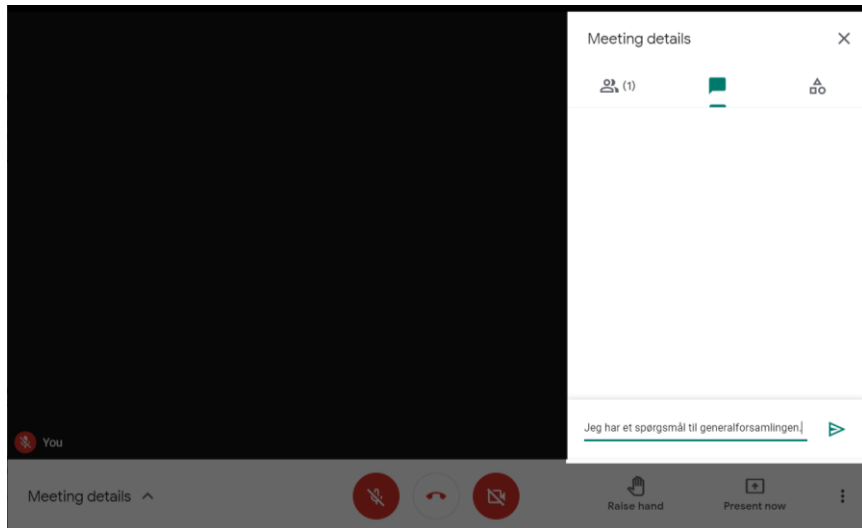
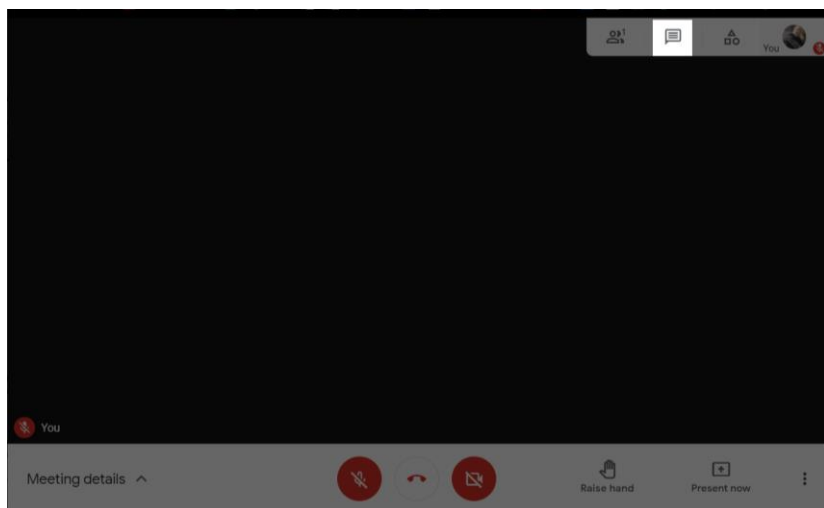


Subsequently, you mute the sound again.

Chat Function

You are welcome to write in the chat function, then the conductor will answer your question or read your comment aloud.

You will find the chat function in the upper right side of the screen:



How to get technical assistance

Email

If you need technical assistance you can write to this email: jesper.bender@spenn.com

Phone

You can call this phone number: +45 88 30 00 02